

WALK DETAILS

**6 km circuit. 2 to 3 hours
easy walking, some sand**

Note: Bicycles are not permitted on walking tracks

There are two possible starting points for this walk.

Start Track 7 - The walk commences approximately 14 km from the Visitor Centre and about 9 km west of Bellbird campsite.

Start Track 4 - This starting point is about 12 km from the Visitor Centre and about 5.5 km north-east of Sitella campsite.

This walk traverses a range of habitats. Starting from the western end, track 4, the walk follows an old track through some dense mallee/triodia for about 2.8 km until it reaches track 7. A short walk along the track to the north is the eastern car park. The walk turns west and passes through some dense shrub areas to open mallee adjacent to Black Oak areas and some more mallee/triodia back to the start.

THIS WALK IS HABITAT FOR

Red-lored Whistler, Striated Grasswren
Gilbert's Whistler, Chestnut Quail-thrush
Crested Bellbird, Rufous Whistler

IF YOU BECOME LOST ON THIS WALK
walk west to intercept track 4

PLANT ADAPTATIONS

Plants of the mallee shrublands have special adaptations to help them withstand dry conditions and the very high temperatures. Look for some of these on this walk.

To minimize water loss some plants —

Reduce the surface area of the leaf by:

- having tiny leaves
- rolling their leaves
- having needle shaped leaves

Have leaves which reflect heat & light:

light coloured leaves with very fine hairs reflect more radiant energy.

Reduce the number of leaves:

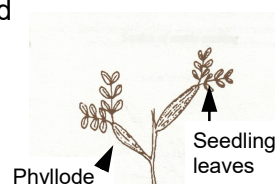
eg. Acacias' flattened

leaf stems (called

phyllodes) have

replaced leaves

altogether.



SAFETY GUIDELINES

A few simple precautions should always be taken when walking at Gluepot.

Dehydration is always a real risk


as the temperature can get extremely high (over 45°C), and humidity is normally very low.

- **Carry sufficient water**
- **Protect yourself from the sun**
- **If on a long walk take at least one piece of warm clothing**
- **Carry a compass & plan or map**
- **Carry a snake bite kit.**

W9

BROGGY'S HOLE WALK

**A variety of habitats
Flowering shrubs in spring**



Red-lored Whistler *Pachycephala rufogularis*

Birdlife Australia Gluepot Reserve

contact details:
gluepot@gluepot.org
www.gluepot.org
08 8892 8600

**GLUEPOT RESERVE
WALKING TRACK NETWORK**
SPONSORED BY

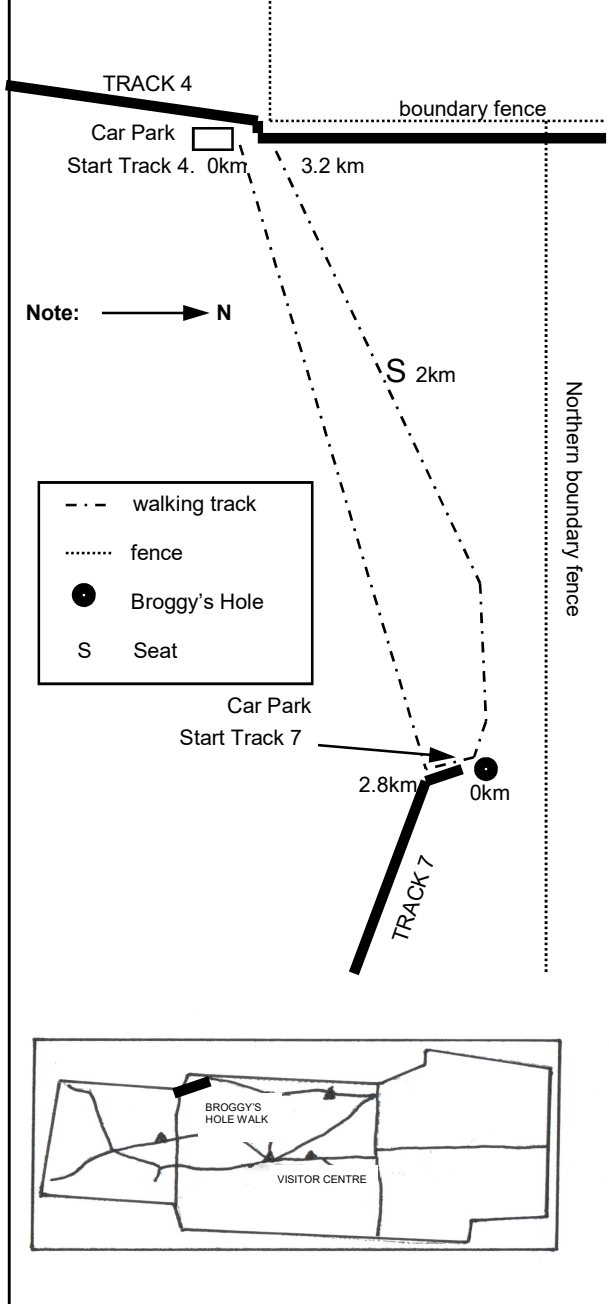


South Australian
Tourism Commission



THE BROGGY'S HOLE WALK

Map NOT to Scale



REPTILES OF GLUEPOT

Some 49 species of reptiles have been identified on Gluepot. This includes 18 species of skink, 9 geckos and 11 snakes. One of the most commonly seen reptiles is however, a dragon—the Mallee Dragon (*Ctenophorus fordi*)

When walking through Mallee/Triodia in the warmer months, these little lizards will be seen to move in quick short bursts between the Triodia tussocks, and if threatened will retreat under these impenetrable refuges. This is their normal shelter, as they do not live in burrows.

Mallee Dragons grow up to 200mm total length with the head and body accounting for only about one third of this measurement. When stationary, they blend in with their surroundings. Overall they are dull brown to orange-brown with pale yellow stripes and black spots on each side running the length of the body.

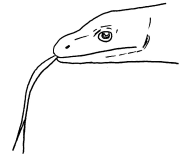


They mainly consume ants and bugs, but will also eat a range of other insects and spiders.

The female lays 2 to 3 eggs in a shallow burrow under the edge of a Triodia tussock. The young hatch out in late summer and fend for themselves. They grow rapidly before winter, when they are not active. Few of the adults survive into a second breeding season.

The largest of the lizards found on Gluepot is the Sand Goanna (or Sand Monitor) (*Varanus gouldii*), which can grow up to 1.5 metres in length. They are the most widespread goanna in Australia.


These handsome lizards also blend in well with the mallee sands, having the same orange-brown coloration of the surrounding sand.



They will allow humans to approach quite close, but if they feel threatened or are disturbed, they will run rapidly into a burrow or up into a tree. They move so rapidly that they are sometimes referred to as the Racehorse Goanna.

They dig their own burrow system where they live. During the warmer daylight hours they will be out and about searching for food. They eat other lizards, insects, scorpions and small mammals. They will also climb trees to obtain a meal of birds' eggs or nestlings.

The female lays from 3 to 11 soft parchment-shelled eggs in a short nest burrow. The young emerge in the following spring.



It is interesting that in some lizard species the tail is fragile, and if damaged or lost, will regenerate. Dragon and Goanna tails are not as fragile and if broken, heal, but do not regenerate.